



SERVICE MANUAL Gfp 455 TH

Gfp 463 TH



Table of Contents

	Page
1. Parts list	3-7
2. Exploded Drawings	
View 1 - Frame and Stand.....	8
View 2 - Rewind and Shafts.....	9
View 3 - Right side frame.....	10
View 4 - Left side frame.....	11
View 5 - Electronics.....	12
View 6 - Front In feed table.....	13
View 7 - Rewind motor assembly.....	14
View 8 - Rewind tube assembly.....	15
View 9 - Stand assembly.....	16
3. Wiring Diagram.....	17

CORRESPONDENCE:

Graphic Finishing Partners LLC
 PO Box 441
 Green Lake, WI. 54941
 877-277-5089
 EMAIL: sales@gfpartnersllc.com
 WEBSITE: www.gfpartnersllc.com

SHIPPING:

Panalpina, Inc
 800 E. Devon Ave
 Elk Grove Village, IL 60007
 847-545-1500

Service Parts

Smooth Finish LLC
 PO Box 1268
 Hartwell, GA.30643
 770-235-9374
donbahr@smoothfinish.net

Service Parts Warehouse

Smooth Finish LLC
 C/O Automatic Graphic Finishing
 689-A 11th Street NW
 Atlanta, GA. 30318

Gfp PARTS LIST 400 SERIES LAMINATORS

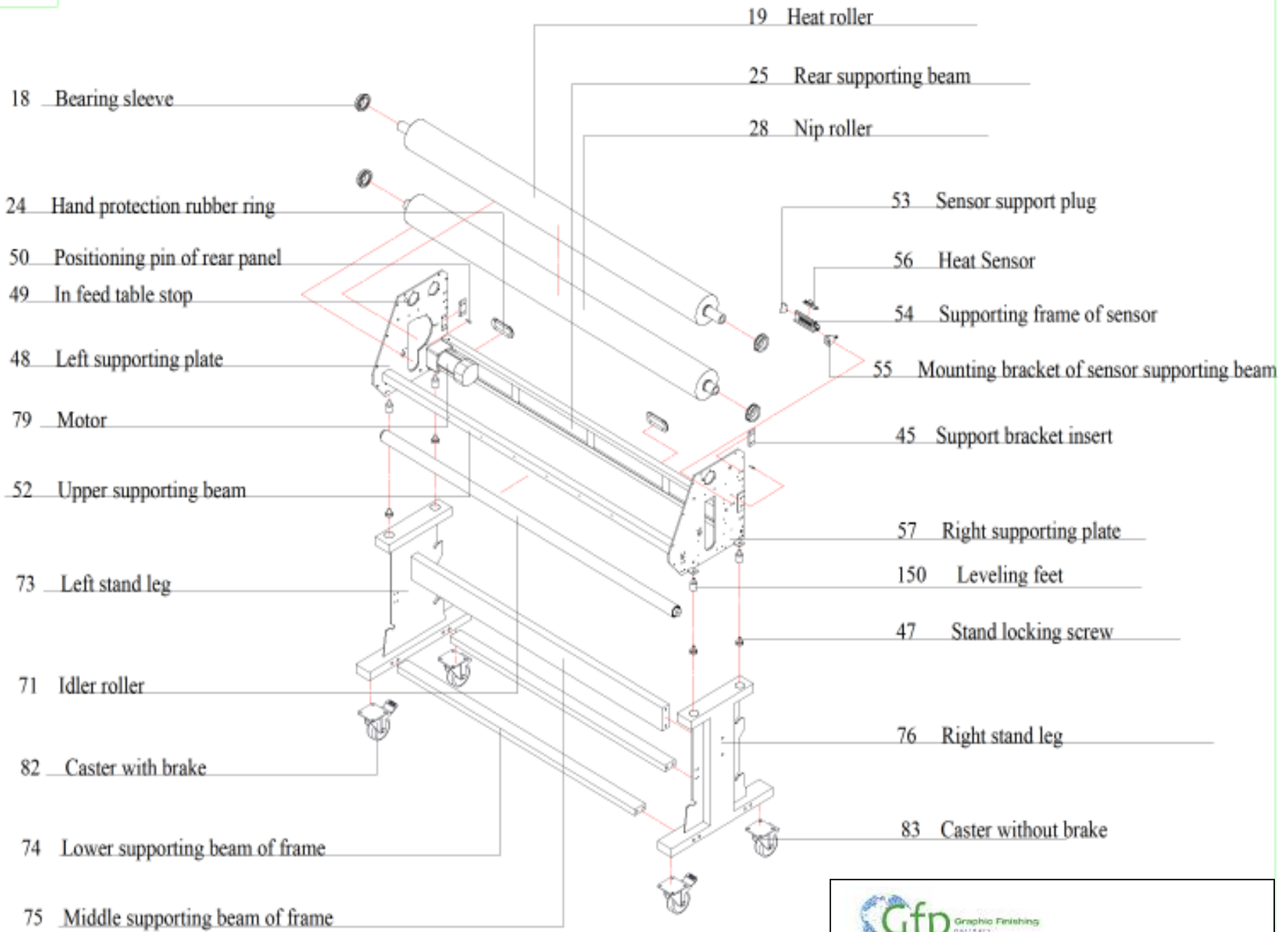
PART PREFIX	PART NUMBER	VIEW NUMBER	STOCK ITEM	PART DESCRIPTION	QUANTITY	RETAIL PRICE	DEALER PRICE
TH	1	2		Upper Supply Mandrel Bracket	2	22.38	15.67
55	2	2	YES	55" Supply Mandrel	2	384.79	269.35
63	2	2	YES	63" Supply Mandrel	2	414.58	290.20
TH	3	2	YES	Film Core Adaptor/ brake	4	38.64	27.05
TH	4	3		Stopper	5	0.89	0.62
TH	5	3		Adjust pad of bevel gear	15	1.37	0.96
TH	6	2, 4		Rewind Tube Sprocket	1	33.89	23.72
TH	7	2, 3, 4		Rewind Tube Bearing	3	34.62	24.23
TH	8	2		Drive sleeve of Rewind tube	1	96.60	67.62
55	9	2, 5	YES	55" Rewind Tube	2	150.00	105.00
63	9	2, 5	YES	63"Rewind Tube	2	150.00	105.00
TH	10	2, 5	YES	Core Stop Clip	4	4.43	3.10
TH	11	2, 5		Locating shaft of Rewind tube	2	43.79	30.65
TH	12	2, 5		Locating sleeve of Rwind tube (1) *	2	45.89	32.12
TH	13	2, 5		Rewind tube gasket	2	33.97	23.78
TH	14	2, 5		Rewind tube spring	2	10.47	7.33
TH	15	2, 5		Pressure adjustment nut	2	61.74	43.22
TH	16	3		Angle gear	4	87.99	61.59
55	17	2		55" Pressure-regulating linkage shaft	1	432.29	302.60
63	17	2		63" Pressure-regulating linkage shaft	1	432.29	302.60
TH	18	1	YES	Bearing sleeve *	4	53.53	37.47
55	19	1	YES	55"Heat roller	1	1557.68	1246.14
63	19	1	YES	63" Heat roller	1	2101.05	1680.84
55	20	3	YES	55" Heat tube	1	138.34	116.83
63	20	3	YES	63" Heat tube	1	179.39	145.57
TH	21	2		Right exit table bracket	1	23.75	16.62
55	22	2		55" Exit table	1	284.08	198.86
63	22	2		63" Exit table	1	320.47	224.33
TH	23	2		Left exit table bracket	1	23.75	16.62
TH	24	1		Hand protection rubber ring	2	1.05	0.73
55	25	1		55" Rear supporting beam	1	271.29	189.90
63	25	1		63" Rear supporting beam	1	290.28	203.20
TH	26	4		Nip roller sprocket	1	52.33	36.63
TH	27	4		Nip Roller block	2	0.89	0.62
55	28	1	YES	55" Nip roller	1	1557.68	1246.14

PART PREFIX	PART NUMBER	VIEW NUMBER	STOCK ITEM	PART DESCRIPTION	QUANTITY	RETAIL PRICE	DEALER PRICE
63	28	1	YES	63" Nip roller	1	2071.67	1657.33
TH	29	4		Motor sprocket	1	50.63	35.44
TH	30	4		Motor gasket	4	1.21	0.85
TH	31						
TH	32	6		Positioning pin of front protective plate	2	2.98	2.08
TH	33	6		Left mounting block of front protective plate	1	8.05	5.64
TH	34	6		Locating shaft of front protective plate	2	2.98	2.08
55	35	6		55" front protective plate	1	155.12	108.59
63	35	6		63" front protective plate	1	224.19	156.93
TH	36	6		Right mounting block front protective plate	1	8.05	5.64
TH	37	5		Left cabinet	1	319.91	223.93
TH	38						
TH	39	3		Pressure-regulating supporting seat	2	87.66	61.37
TH	40	3		Pressure-regulating locating shaft	2	37.27	26.09
TH	41	3		Pressure-regulating bearing seat *	2	130.57	91.40
TH	42	3		Cushion of quartz tube	2	5.96	4.17
TH	43	3		Support of quartz tube	2	5.96	4.17
TH	44	3		Adjust piece of base	3	2.82	1.97
TH	45	1		Support bracket insert	2	15.30	10.71
TH	46	4		Heat roller cover plate	1	40.09	28.06
TH	47	1		Stand locking screw	4	13.12	9.19
TH	48	1, 4		Left supporting plate	1	427.86	299.50
TH	49	1		In feed table stop	2	4.51	3.16
TH	50	1		Positioning pin of rear panel	2	8.94	6.25
55	51	6	YES	55" Press roller	1	173.16	121.21
63	51	6	YES	63" Press roller	1	179.03	125.32
55	52	1		55"Upper supporting beam	1	178.95	125.27
63	52	1		63" Upper supporting beam	1	181.13	126.79
TH	53	1		Sensor support plug	1	5.07	3.55
TH	54	1		Supporting frame of sensor	1	54.74	38.32
TH	55	1		Mounting bracket of sensor supporting beam	1	1.69	1.18
STD	55			OLD 55" STAND NUMBER		0.00	0.00

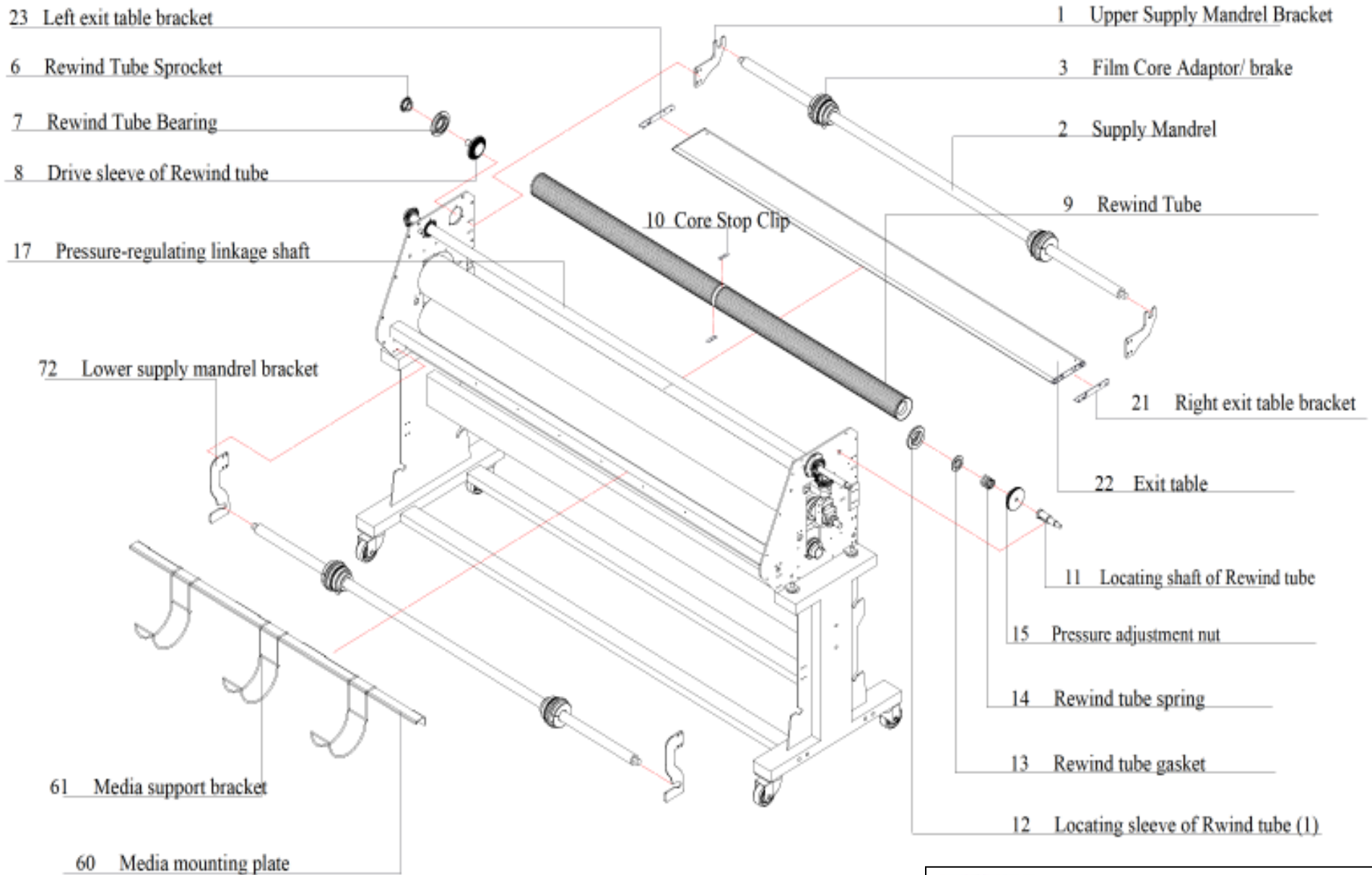
PART PREFIX	PART NUMBER	VIEW NUMBER	STOCK ITEM	PART DESCRIPTION	QUANTITY	RETAIL PRICE	DEALER PRICE
TH	56	1	YES	Heat Sensor	1	75.11	52.57
55	57	1, 3		55" Right supporting plate	1	428.10	299.67
63	57	1, 3		63" Right supporting plate	1	451.69	316.18
TH	58	5		Right cabinet	1	319.91	223.93
TH	59	5		Surface protection film	1	32.76	22.93
55	60	2		55" Media mounting plate	1	222.10	155.47
63	60	2		63" Media mounting plate	1	222.10	155.47
TH	61	2		Media support bracket	3	23.83	16.68
TH	62	6		Feed table washer	2	5.96	4.17
TH	63	6		Left feed table bracket	1	116.73	81.71
<i>STD</i>	63			<i>OLD 63" STAND NUMBER</i>		0.00	0.00
TH	64	6		Positioning pin of feed table	2	4.51	3.16
55	65	6		55" Back feed table	1	311.13	217.79
63	65	6		63" Back feed table	1	349.13	244.39
55	66	6		55" Front feed table	1	326.83	228.78
63	66	6		63" Front feed table	1	364.67	255.27
TH	67	6		Right feed table bracket	1	131.62	92.13
TH	68	6		Side guide knob	4	3.22	2.25
TH	69	6		Side guide	2	2.09	1.47
TH	70	6		Side guide screw	4	1.05	0.73
55	71	1		55" Idler roller	1	700.67	490.47
63	71	1		63" Idler roller	1	747.12	522.98
TH	72	2		Lower supply mandrel bracket	2	22.38	15.67
TH	73	1		Left stand leg	1	710.82	497.57
55	74	1		55" Lower supporting beam of frame	2	184.26	128.99
63	74	1		63" Lower supporting beam of frame	2	184.26	128.99
55	75	1		55" Middle supporting beam of frame	1	192.31	134.62
63	75	1		63" Middle supporting beam of frame	1	205.11	143.58
TH	76	1		Right stand leg	1	710.82	497.57
TH	77	4		Rewind drive chain	1	24.63	17.24
TH	78	4		Drive motor chain	1	50.72	35.50
55	79	1	YES	55" Motor	1	676.20	473.34
63	79	1	YES	63" Motor	1	1078.70	755.09
TH	80	3, 4		Press wire clip	8	0.24	0.17
TH	81	5		Hand wheel	1	74.54	52.18

PART PREFIX	PART NUMBER	VIEW NUMBER	STOCK ITEM	PART DESCRIPTION	QUANTITY	RETAIL PRICE	DEALER PRICE
TH	82	1		Caster with brake	2	64.08	44.85
TH	83	1		Caster without brake	2	64.08	44.85
TH	84	5		Emergency stop switch	2	47.33	33.13
TH	85	5		Wiring terminal	1	3.54	2.48
TH	86	5		Motor capacitor (part in motor)	1	0.00	0.00
TH	87	5	YES	Speed board	1	155.37	108.76
TH	88	5		Fixed leg of wiring board	8	0.48	0.34
TH	89	5		Heat sink	1	5.80	4.06
TH	90	5	YES	Solid-state relay	1	133.63	93.54
TH	91	3		Temperature controller	1	5.80	4.06
TH	92	5	YES	Temperature control board	1	86.14	60.29
TH	93	5	YES	Power transformer	1	26.65	18.65
TH	94	5		Fuse	2	14.89	10.42
TH	95	5		Power cord	1	42.50	29.75
TH	96	5		Tightener	1	11.35	7.95
TH	97	5		Aviation plug	1	35.74	25.02
TH	98	5		Power switch	1	5.96	4.17
TH	99	5		Potentiometer	2	7.25	5.07
TH	100						
TH	101	5		Cold indicator lamp	1	0.40	0.28
TH	102	5		Hot indicator lamp	1	0.40	0.28
TH	103	5		Ready light lamp	1	0.40	0.28
TH	104	5	YES	LCD	1	162.77	113.94
TH	105	5		Knob	2	3.54	2.48
TH	106	5		Switch MR-3	2	8.61	6.03
TH	107						
TH	108						
TH	109	5		Diode	1	0.32	0.23
TH	110	5		Iron film resistance	1	0.16	0.11
TH	111	5	YES	Pedal switch	1	82.92	58.04
TH	112		YES	<i>Old Speed Board number</i>		155.37	108.76
TH	113	5		Rewind motor connector	2	56.67	39.67
TH	114						
TH	115	3, 4	YES	Photocell eye	1	14.81	10.37

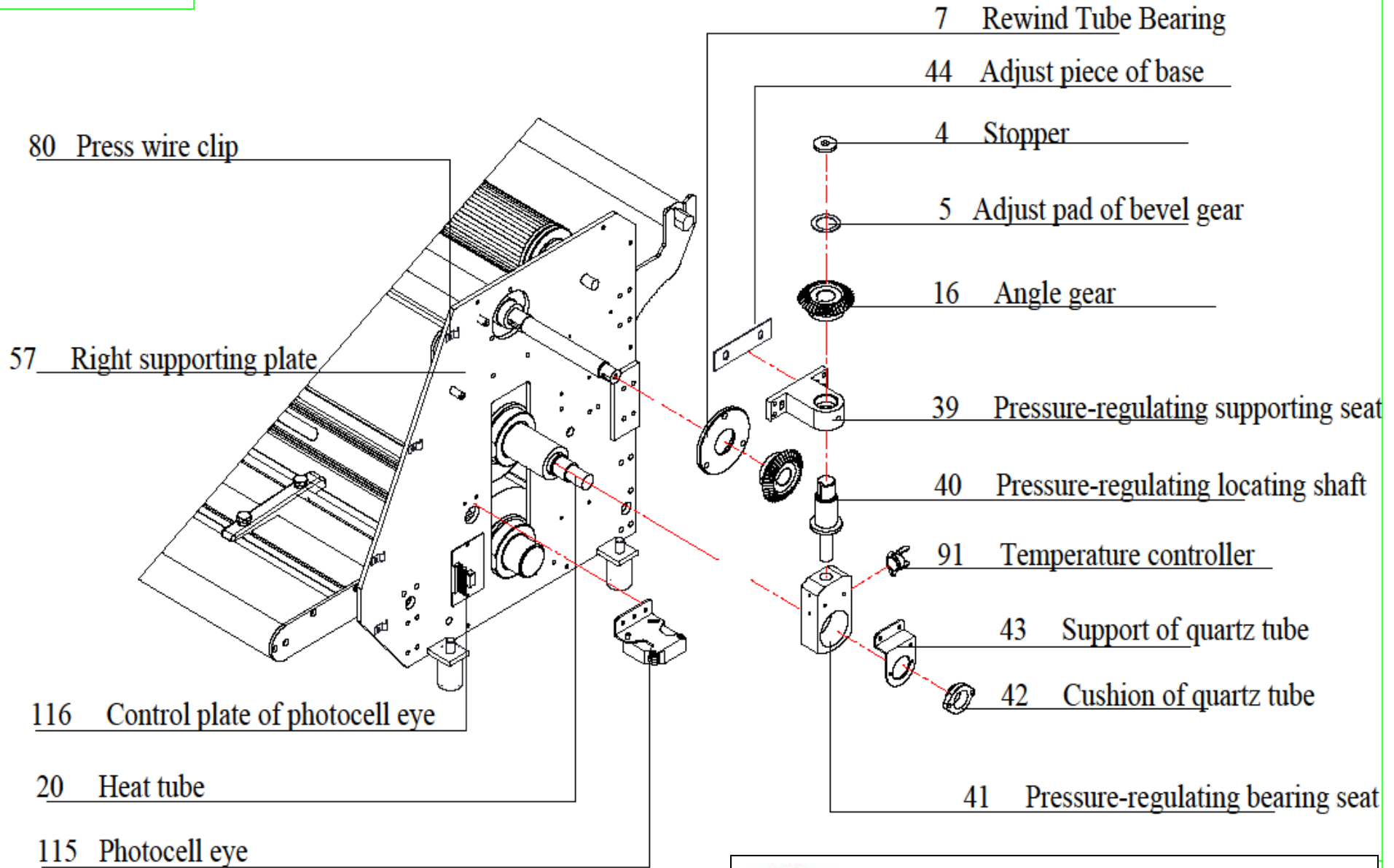
PART PREFIX	PART NUMBER	VIEW NUMBER	STOCK ITEM	PART DESCRIPTION	QUANTITY	RETAIL PRICE	DEALER PRICE
TH	116	3	YES	Control plate of photocell eye	1	41.14	28.79
TH	117	5	YES	Wave filter	1	296.00	207.20
TH	118						
TH	119						
TH	120	7	YES	Rewind motor Assembly *		400.00	285.00
55	121	8	YES	55" Rewind tube Assembly *		150.00	105.00
63	121	8	YES	63" Rewind tube Assembly *		150.00	105.00
55	122	9		55" Stand assembly *		0.00	0.00
63	122	9		63" Stand assembly *		0.00	0.00
TH	123						
TH	124						
TH	125						
TH	126						
TH	127						
TH	128						
TH	129						
TH	130	5		Guide rail	1	0.00	0.00
TH	131	6		Handle	2	4.19	2.93
TH	132	5		Left side cover	1	248.99	174.29
TH	133	5		Right side cover	1	248.99	174.29
TH	134	5		Leakage protector	1	375.69	262.99
TH	135	5		Upper cover	1	4.83	3.38
TH	136	5		Drive sleeve of rewind tube	1	78.97	55.28
TH	137	5		Coupler of wind-up motor	1	14.89	10.42
TH	138	5		Wind-up motor cover	1	64.08	44.85
TH	139	5		Rewind bearing	1	46.53	32.57
TH	140						
TH	141	5		Left rewind bracket	1	124.86	87.40
TH	142	5		Right rewind bracket	1	139.75	97.82
TH	143	5		Left supporting case	1	48.06	33.64
TH	144	5		Spacer plate	1	7.49	5.24
TH	145	5		Wind-up motor	1	357.74	250.42
TH	146	5		Wind-up motor capacitor (part of motor)	1	0.00	0.00
TH	147	5		Power lead	1	57.07	39.95
TH	148	5		Wind-up wiring board	1	19.72	13.81
TH	149	5		Potentiometer	1	7.16	5.02
TH	150	1		Leveling feet	4	15.05	10.54



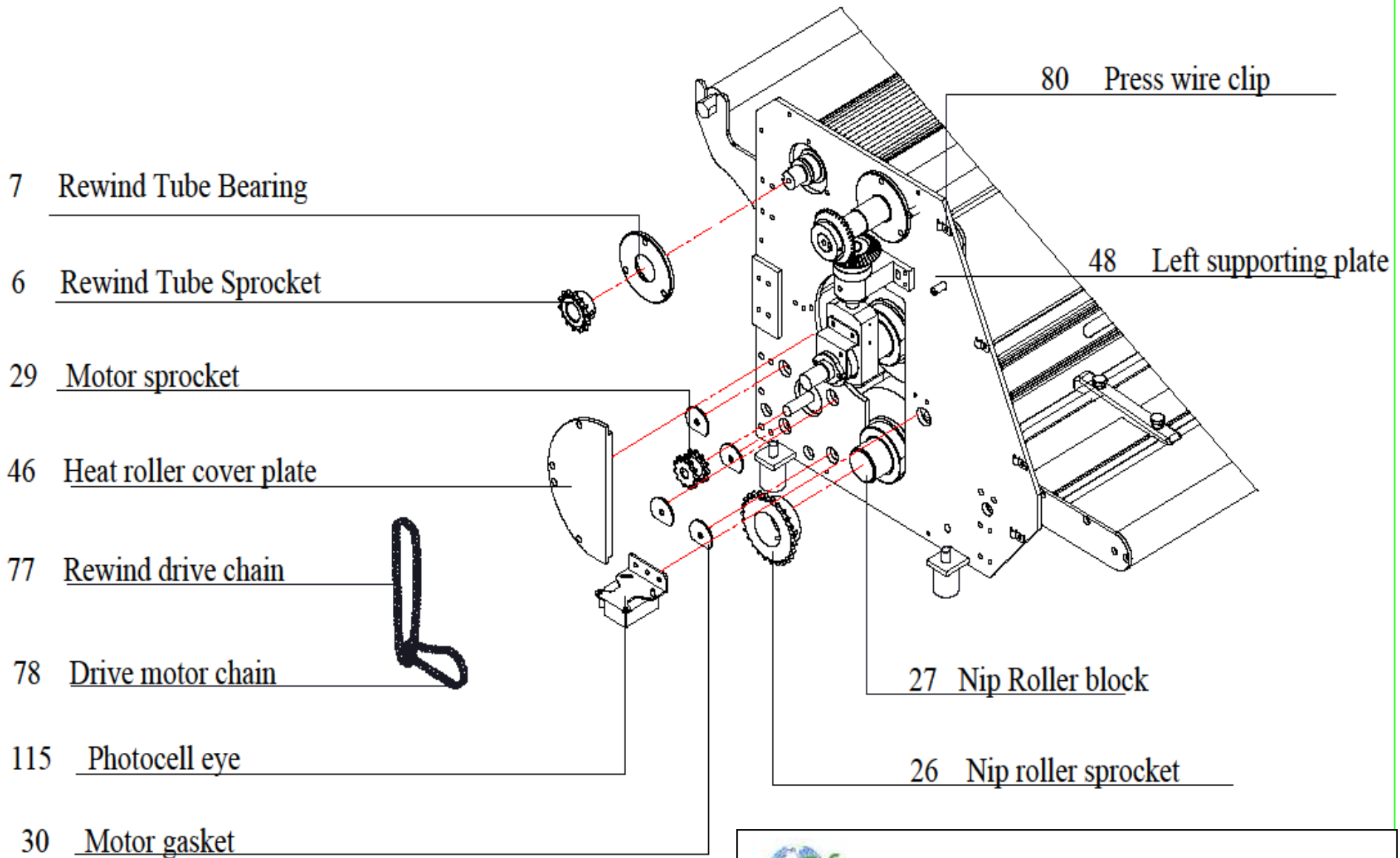
View 1- Frame



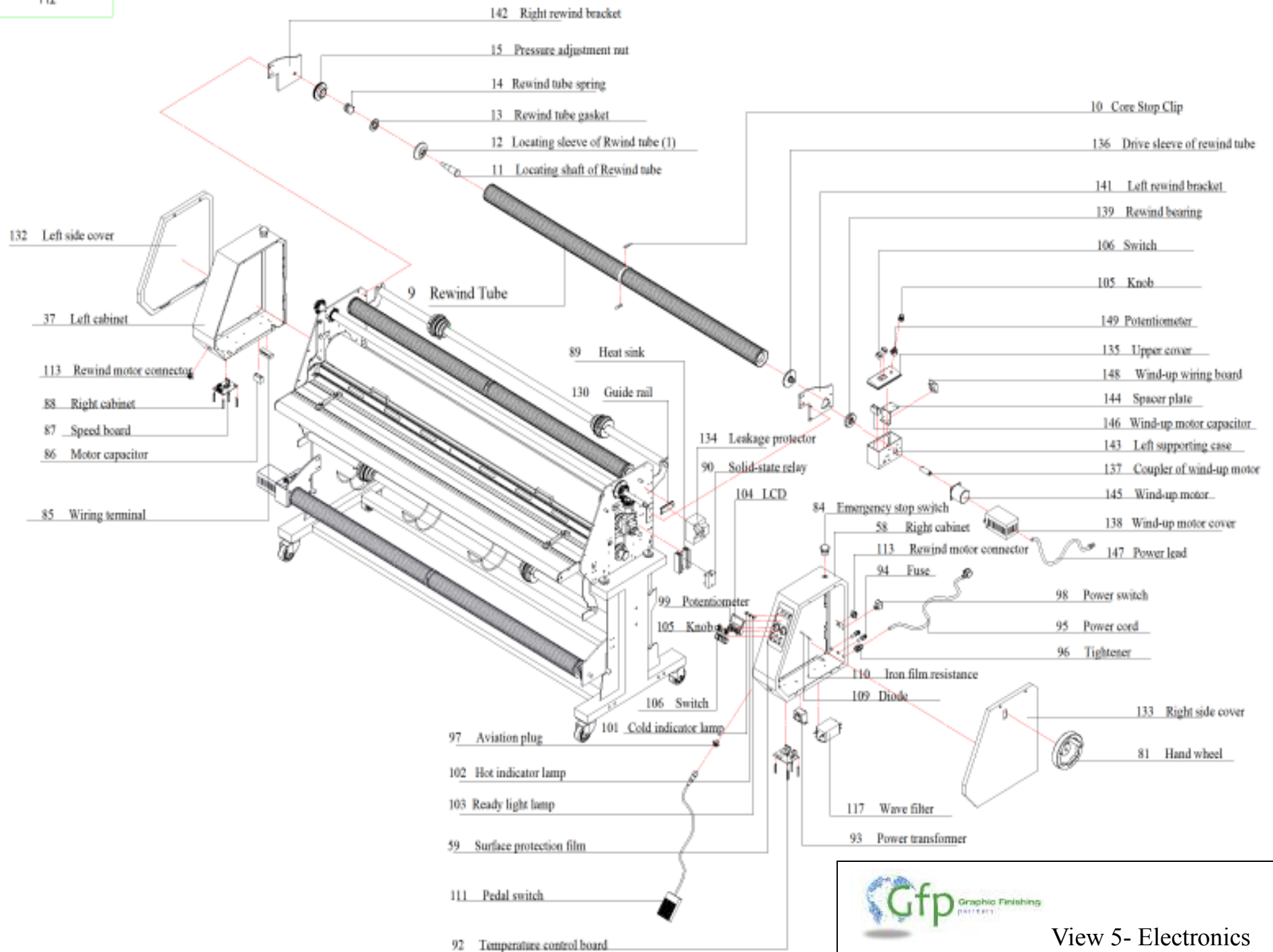

View 2 - Mandrels



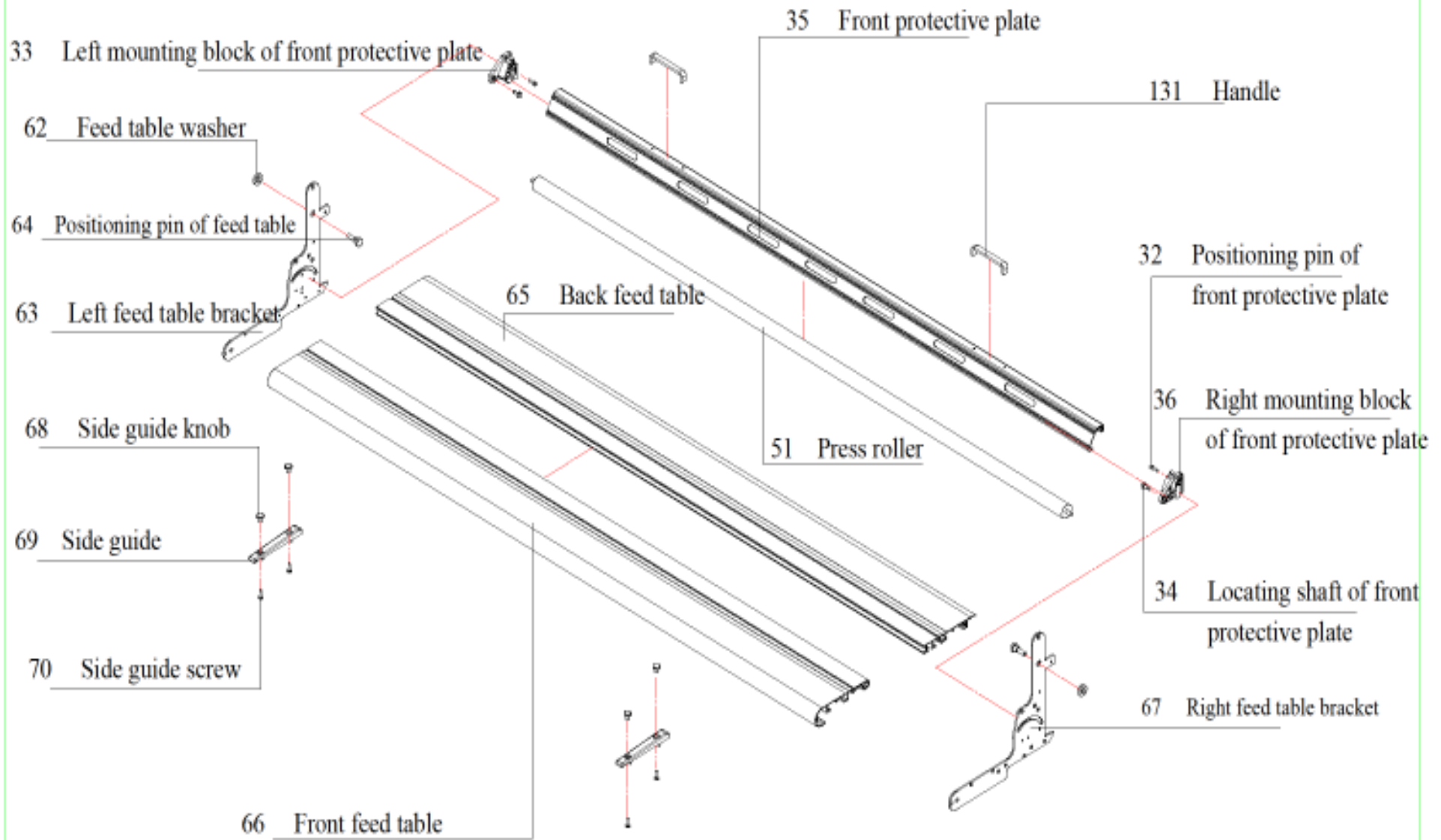
View 3 – Right side frame



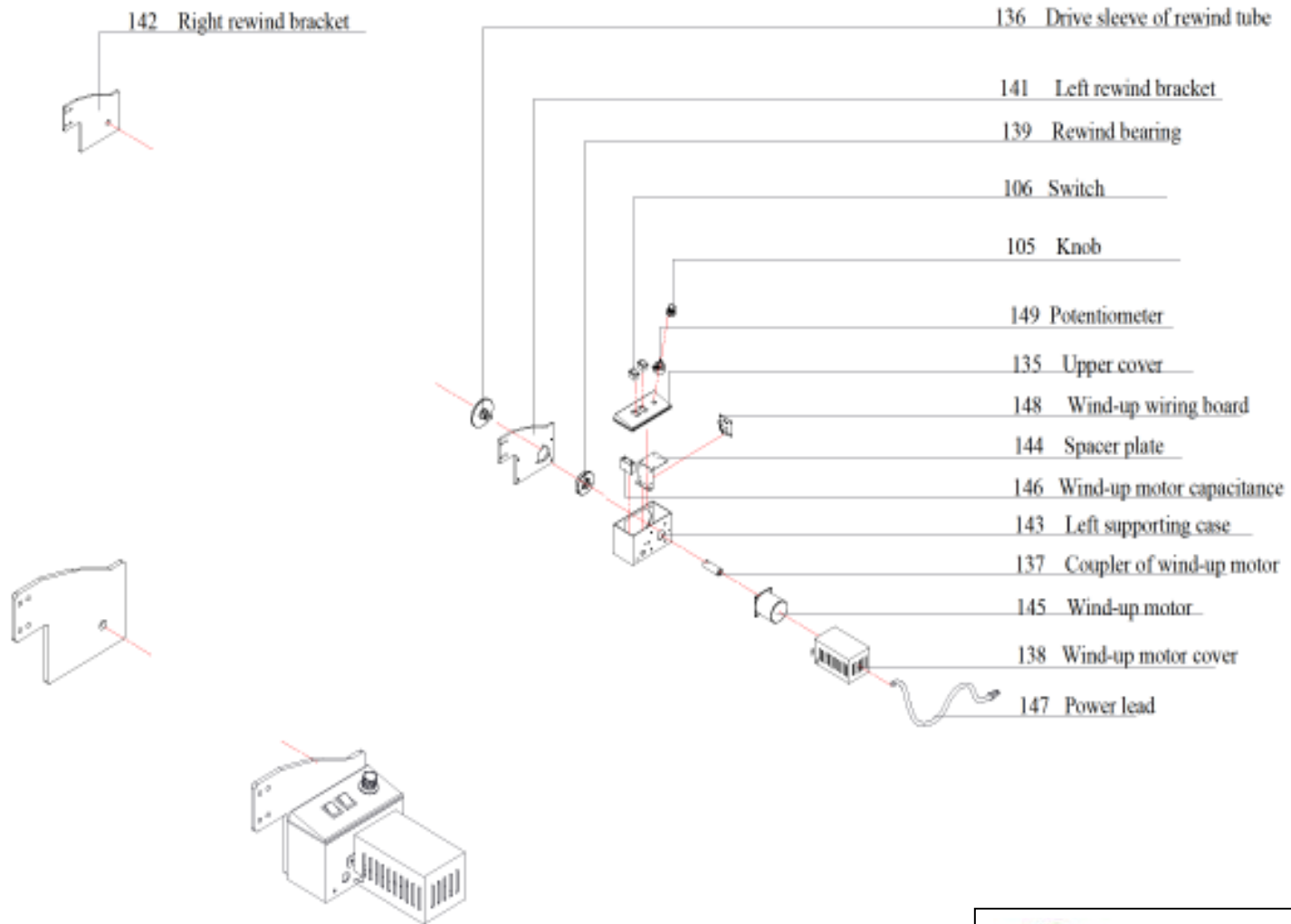
View 4- Left side frame

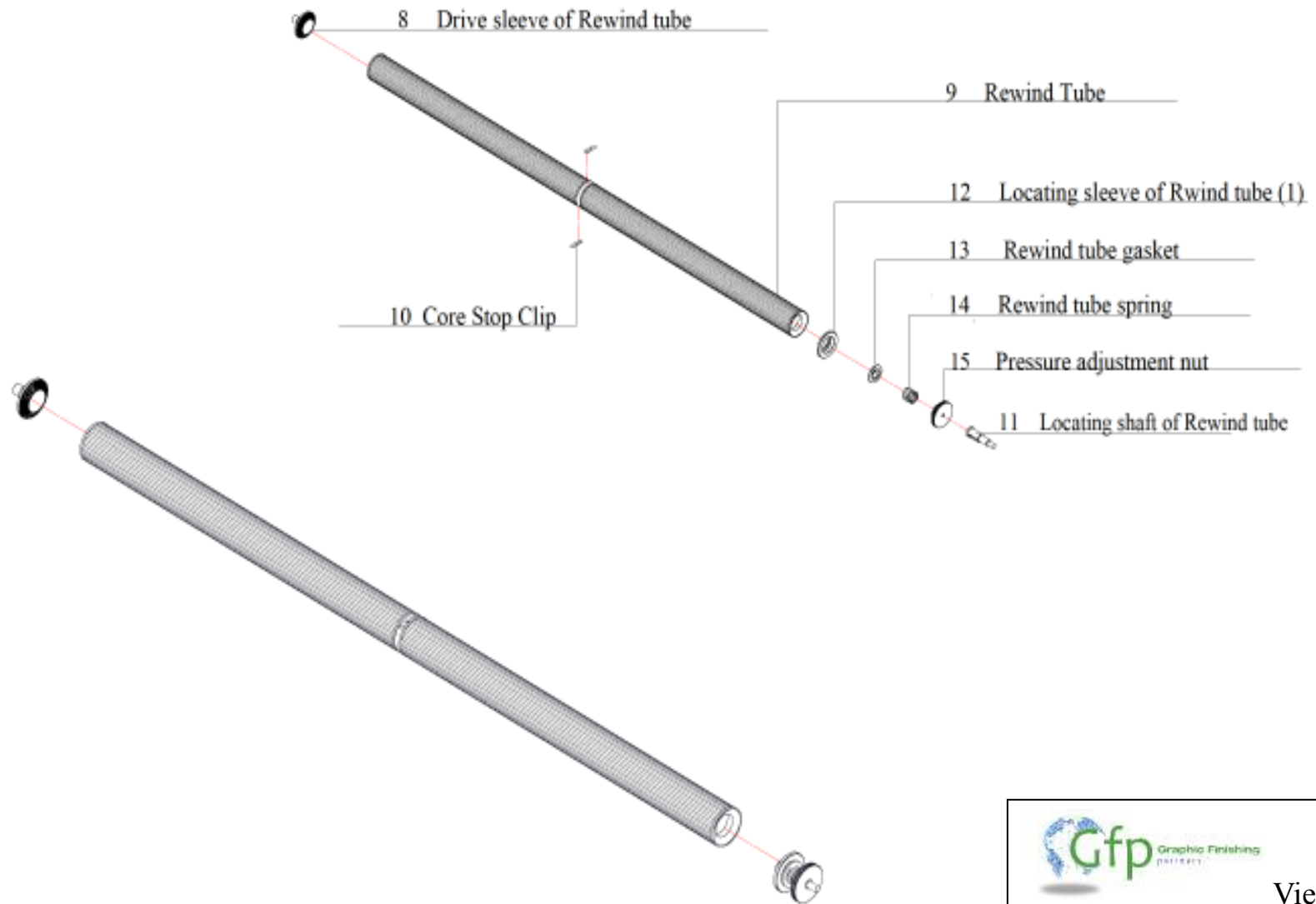
View 5- Electronics



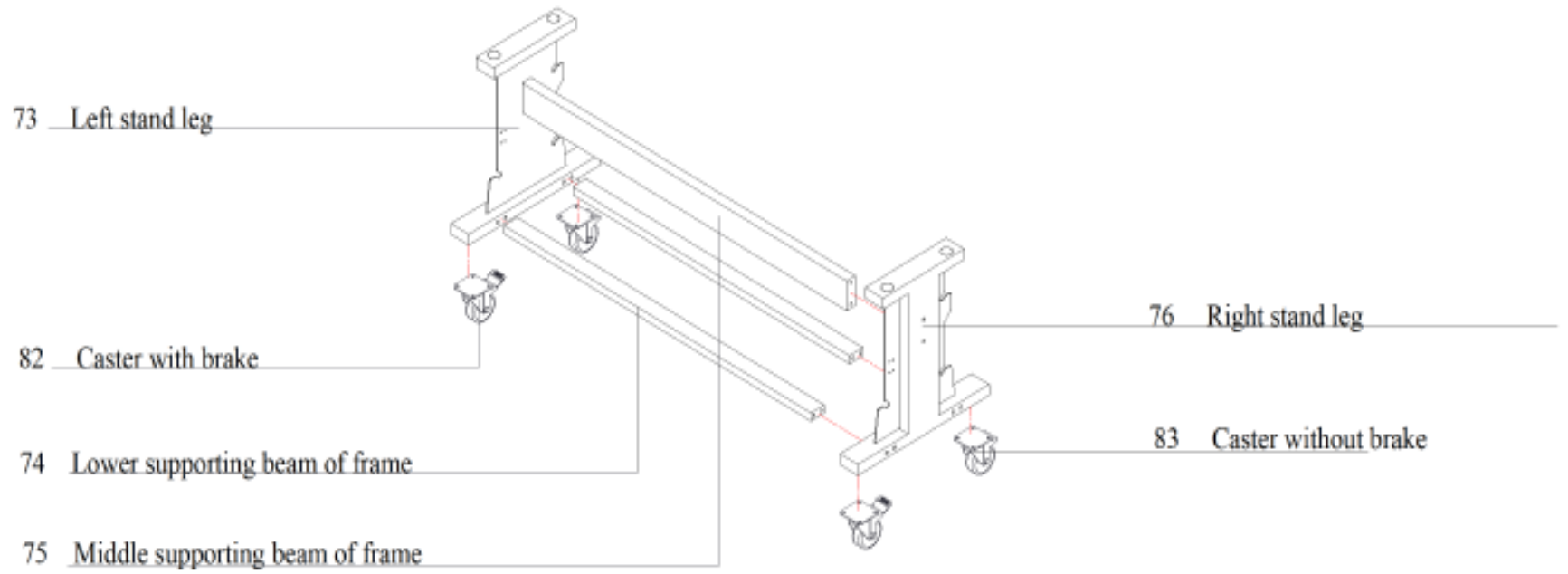
View 6 – Front in feed table



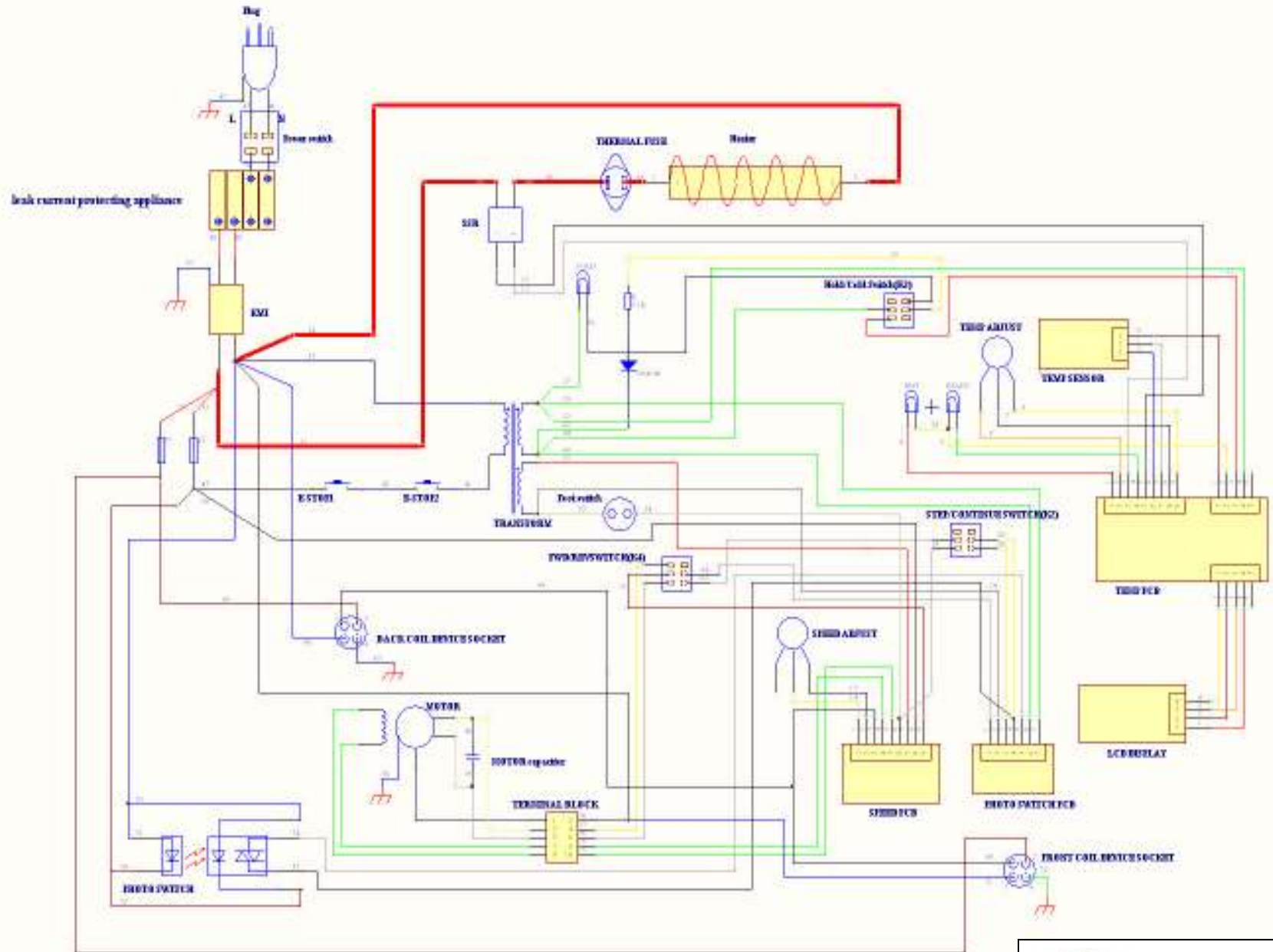
View 7
120 Rewind Motor Assembly



View 8
121 Rewind Tube Assembly



View 9
122 Stand Assembly




400 Series
Wiring Diagram

